

fastpitch
FALL 2022

SIERRA ROMERO



team sports



TABLE OF CONTENTS

UNIFORMS

10 / Women & Youth

APPAREL

28 / Women

ACCESSORIES

32 / Bags

FASTPITCH FOOTWEAR

34 / VELOv3

36 / FUSEv3





Lead with character.
Change the game.

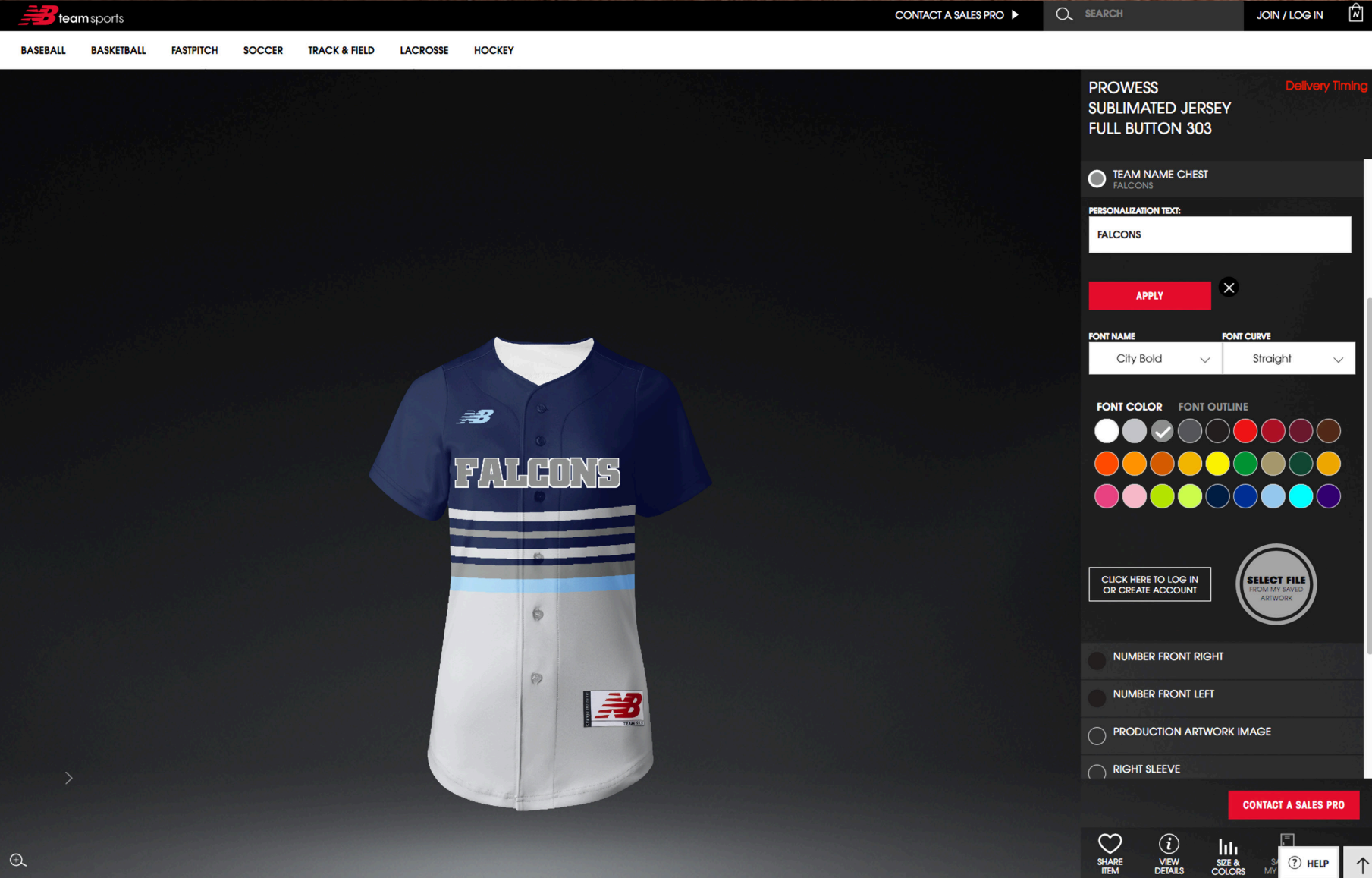
Your athletes commit
to performing at their
highest levels, and
New Balance develops
the gear to match. Our
pinnacle performance
footwear, apparel and
custom orders arrive
when you need them,
so you can focus on
the season ahead.

Help your team break
away from the pack,
and together you'll
change the game.



SIERRA ROMERO

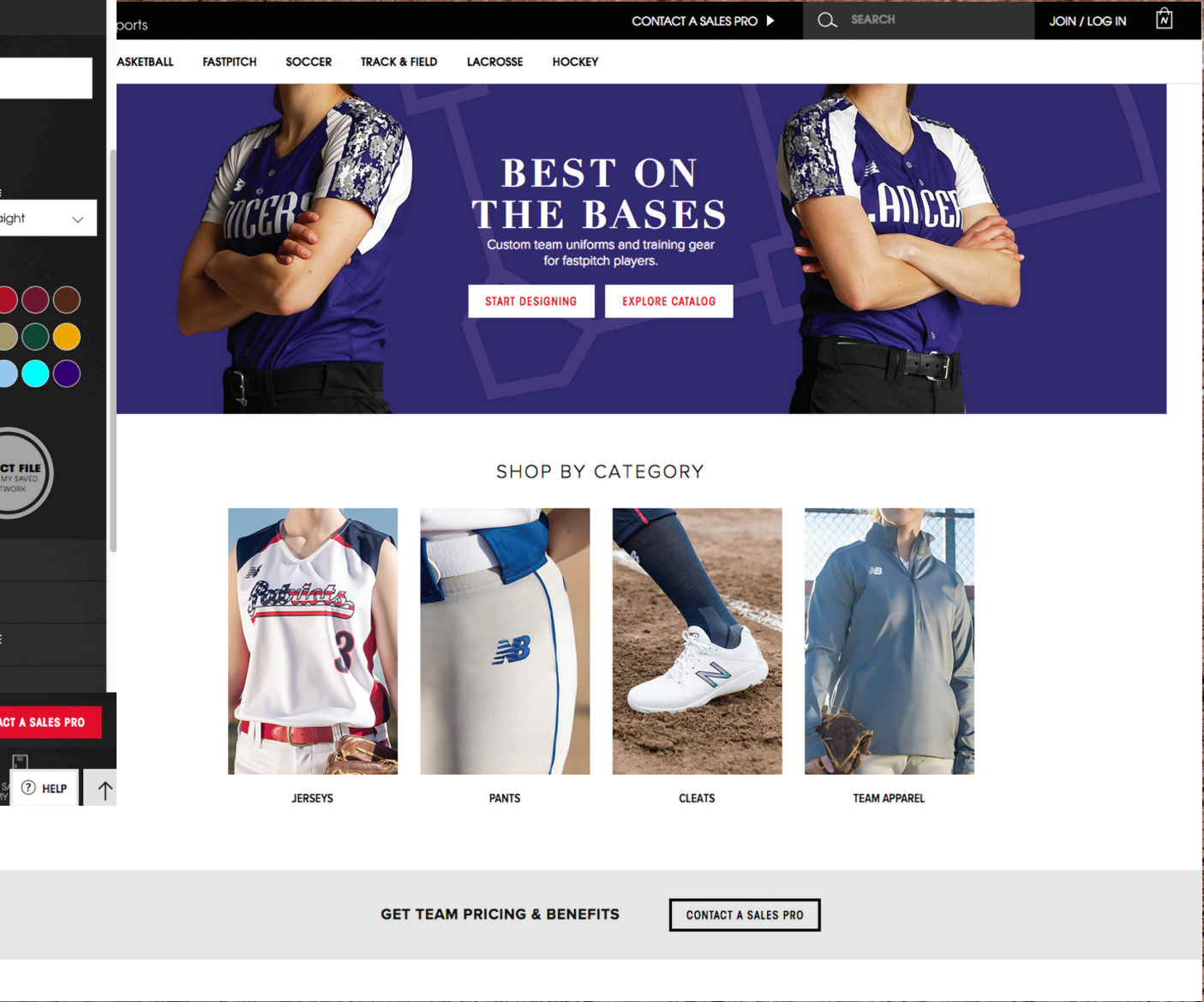
CUSTOMIZE AT NEWBALANCETEAM.COM/FASTPITCH




YOU CAN CHANGE THE GAME WITH CUSTOMIZED NEW BALANCE APPAREL

How to customize your Team Jerseys:

1. Select your design style
2. Add your desired colors & features
3. Personalize with names & numbers
4. Place your order






At New Balance, our goal is to help your athletes rise to the top by providing a perfect fit that enhances performance and eliminates distraction. Our products are built to support player-specific movements with intelligently engineered panel construction, seam placement and sport-inspired details. We offer a broad range of sizing and fit options to help ensure we can meet player-specific needs. Our products are built to perform, applying many of the same standards and construction as those worn by professional athletes.

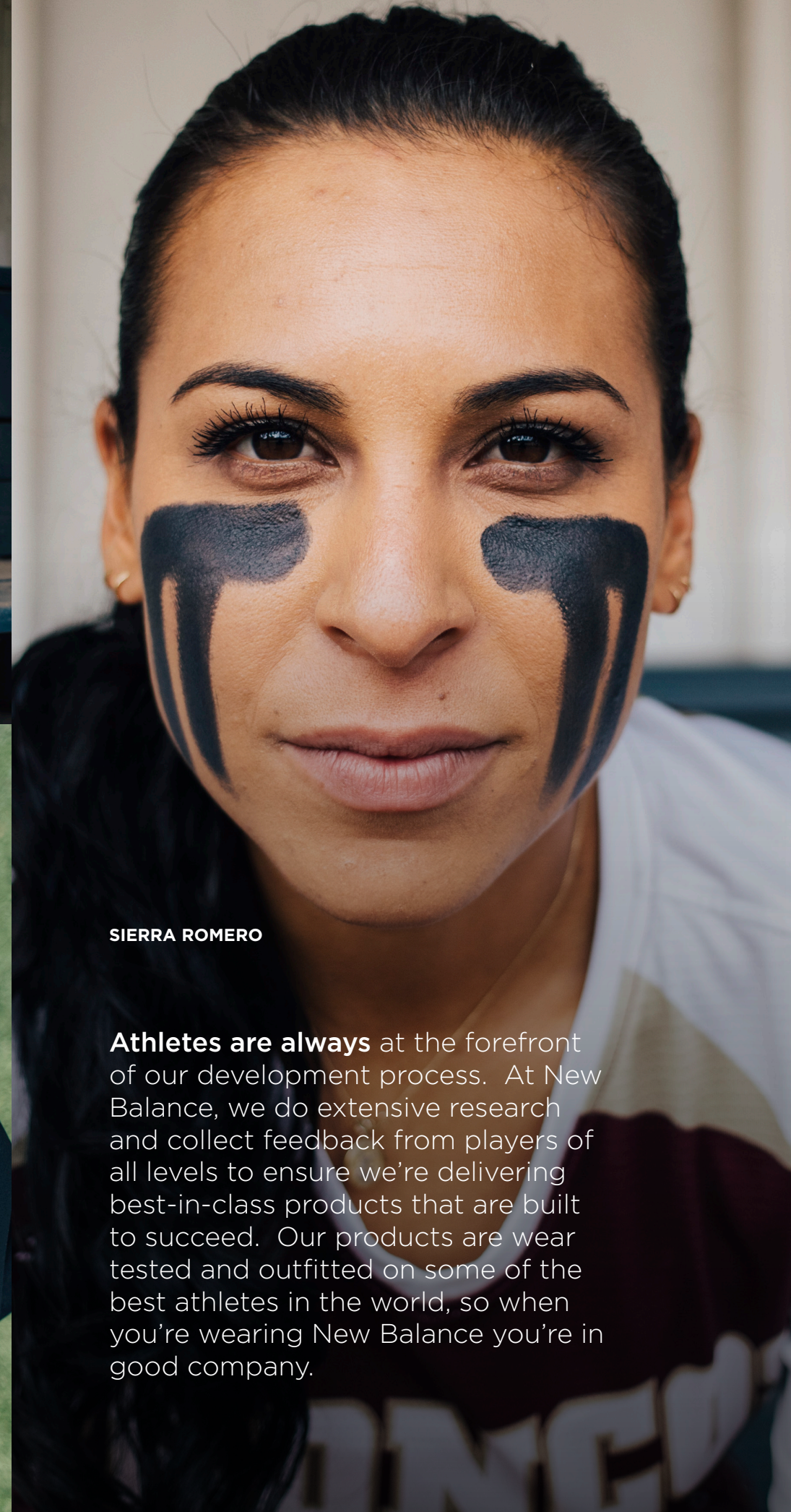


We offer the unique ability to work with our highly skilled professional service team to fully customize your uniform into any look you want, so think outside the box and let us make your dreams a reality. With best-in-class turnaround times and hands-on assistance, your team can stay focused on the road to glory. Speak to one of our team representatives today to learn more about how we can create a unique look for your team.



SIERRA ROMERO

Athletes are always at the forefront of our development process. At New Balance, we do extensive research and collect feedback from players of all levels to ensure we're delivering best-in-class products that are built to succeed. Our products are wear tested and outfitted on some of the best athletes in the world, so when you're wearing New Balance you're in good company.



UNIFORMS

SIERRA ROMERO



PROSPECT
SUBLIMATED JERSEY

\$75.00

c/o
WOMENS XS-2XL
YOUTH XS-XL



MATERIAL/COLOR OPTIONS

LTX or 4.2oz Mock Mesh: BBlack, White, Navy, Royal, Red, Maroon, Cardinal, Purple, Light Blue, Green, Turquoise, Dark Green, Yellow, Old Gold, Athletic Gold, Vegas Gold, Light Grey, Dark Grey, Grey, Brown, Orange, Tangerine, Burnt Orange. (Sublimated pinstripe available in all colors)

CUSTOMIZE IT

Select your colors, logos, designs, and personalized text at www.newbalanceteam.com/fastpitch

**PRO SERVICE*
CUSTOM DESIGN**

ACCESS TO YOUR OWN DESIGNER

*Additional fees apply

BWT016 (2 Button)
BWT017 (Crew and V-Neck)
BWT022 (Full Button)

TWO BUTTON	BWT016A	BWT016B	BWT016C	BWT016D	BWT016E	BWT016F	BWT016G	BWT016H	BWT016J	BWT016K	BWT016L	
CREW	BWT017A	BWT017B	BWT017C	BWT017D	BWT017E	BWT017F	BWT017G	BWT017H	BWT017J	BWT017K	BWT017L	
V NECK	BWT018A	BWT018B	BWT018C	BWT018D	BWT018E	BWT018F	BWT018G	BWT018H	BWT018J	BWT018K	BWT018L	
FULL BUTTON	BWT022A	BWT022B	BWT022C	BWT022D	BWT022E	BWT022F	BWT022G	BWT022H	BWT022J	BWT022K	BWT022L	

CONTOUR
STOCK PANT

\$50.00

c/o
WOMENS XS-2XL
YOUTH XS-XL



MATERIAL/COLOR OPTIONS

Poly Interlock (NB Dry): Black, White, Navy, Light Grey



PROWESS
TWILL JERSEY

\$115.00

c/o
WOMENS XS-2XL
YOUTH XS-XL

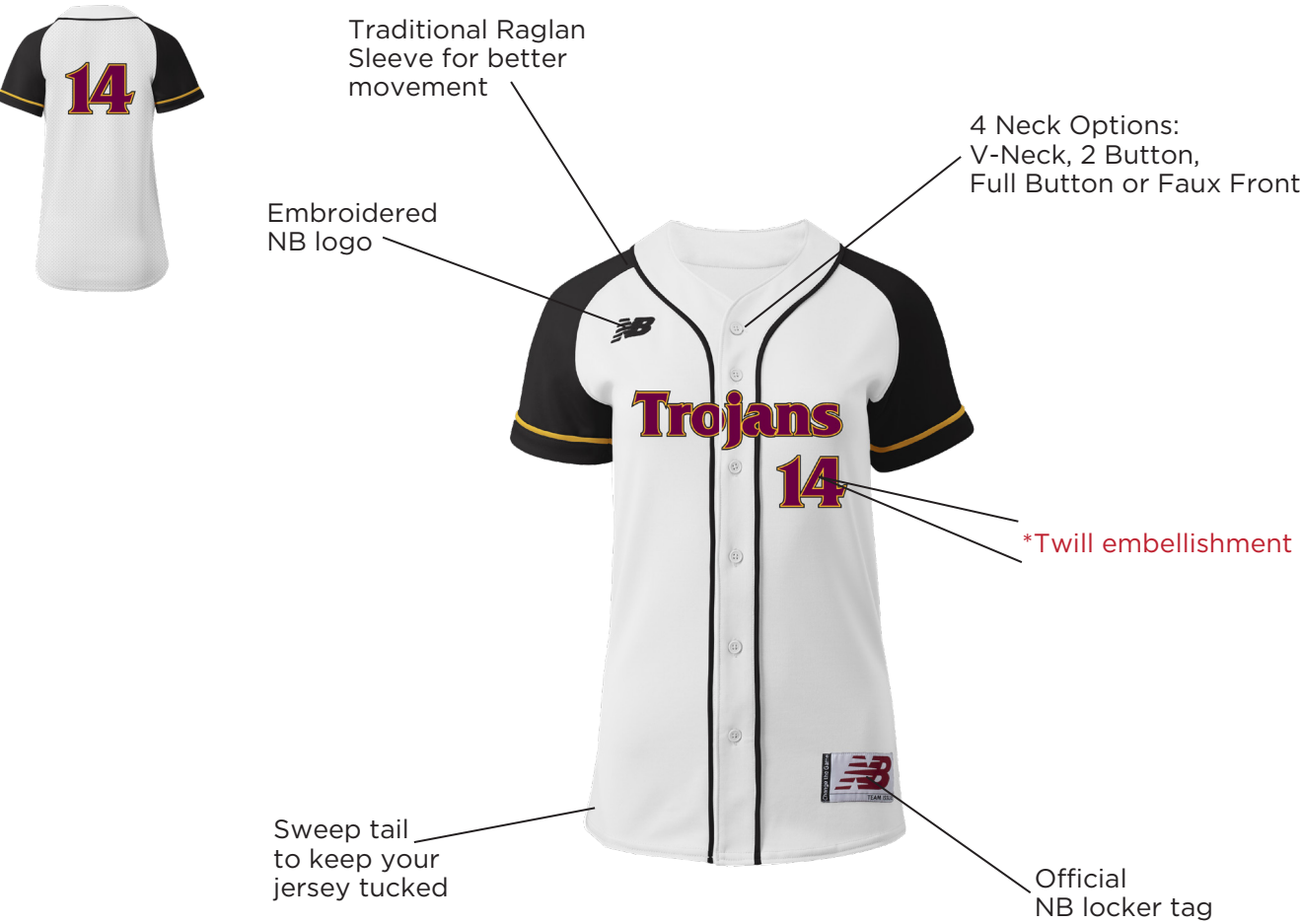


MATERIAL/COLOR OPTIONS
Poly Interlock (NB Dry): Black, White, Light Grey, Navy, Red, Royal
Pro Stretch Mesh or Lightweight LTX: Black, White, Navy, Royal, Red, Maroon, Cardinal, Purple, Light Blue, Green, Turquoise, Dark Green, Yellow, Old Gold, Athletic Gold, Vegas Gold, Light Grey, Dark Grey, Grey, Brown, Orange, Tangerine, Burnt Orange. (Sublimated pinstripe available on WHITE or LIGHT GREY base color only)

CUSTOMIZE IT

Select your colors, logos, designs, and personalized text at www.newbalanceteam.com/fastpitch

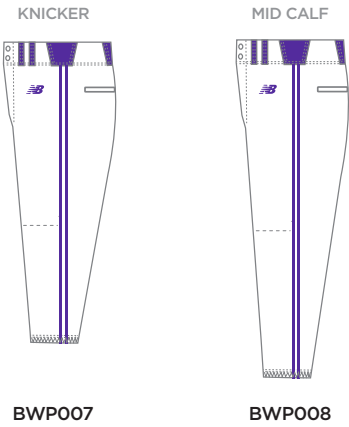
**PRO SERVICE*
CUSTOM DESIGN**
ACCESS TO YOUR OWN DESIGNER
*Additional fees apply
BWP3000



PROWESS
PANT

\$115.00

c/o
WOMENS 0-20
YOUTH 6-20



MATERIAL/COLOR OPTIONS
Poly Interlock (NB Dry): Black, White, Light Grey, Navy, Red, Royal
(Sublimated Pinstripe available on WHITE or LIGHT GREY base color only)
Piping: Black, Navy, Red, Royal

CUSTOMIZE IT

Select your colors, logos, designs, and personalized text at www.newbalanceteam.com/fastpitch

**PRO SERVICE*
CUSTOM DESIGN**
ACCESS TO YOUR OWN DESIGNER
*Additional fees apply
BWP3000



PROWESS
SUBLIMATED 2.0 JERSEY

\$115.00

c/o
WOMENS XS-2XL
YOUTH XS-XL

- + Set-in sleeves
+ 100% sublimated
+ Extended tail to keep your jersey tucked in
+ Sublimated NB logo on upper right chest

MATERIAL/COLOR OPTIONS
Pindot or ETX Poly: Black, White, Navy, Red, Royal, Light Grey, Grey, Dark Grey, Cardinal, Maroon, Orange, Tangerine, Burnt Orange, Athletic Gold, Light Blue, Yellow, Green, Dark Green, Vegas Gold, Brown, Pink, Purple, Lime, (Sublimated pinstripe available in all colors)

CUSTOMIZE IT
Select your colors, logos, designs, and personalized text at
www.newbalanceteam.com/fastpitch

PRO SERVICE*
CUSTOM DESIGN
ACCESS TO YOUR OWN DESIGNER
*Additional fees apply
BWT026 Sleeved
BWT007 Sleeveless



Table with 12 columns showing jersey color and style options (Full Button, Faux Front, Two Button, V Neck) with corresponding product codes.

SLEEVELESS

Table with 12 columns showing sleeveless jersey color and style options (Full Button, Two Button, V Neck, Faux Front) with corresponding product codes.

PROWESS
SUBLIMATED PANT

\$115.00

c/o
WOMENS 0-20
YOUTH 6-20

MATERIAL/COLOR OPTIONS
Poly Interlock (NB Dry): Black, White, Navy, Royal, Red, Maroon, Cardinal, Purple, Light Blue, Green, Turquoise, Dark Green, Yellow, Old Gold, Athletic Gold, Vegas Gold, Light Grey, Dark Grey, Grey, Brown, Orange, Tangerine, Burnt Orange. (Sublimated pinstripe available in all colors)

CUSTOMIZE IT

Select your colors, logos, designs, and personalized text at
www.newbalanceteam.com/fastpitch

PRO SERVICE*
CUSTOM DESIGN
ACCESS TO YOUR OWN DESIGNER
*Additional fees apply
BWP006



PROWESS
SUBLIMATED SLEEVELESS JERSEY

\$115.00

c/o
WOMENS XS-2XL
YOUTH XS-XL



MATERIAL/COLOR OPTIONS
4 Way Stretch with NBDry X: Black, White, Navy, Royal, Red, Maroon, Cardinal, Purple, Light Blue, Green, Turquoise, Dark Green, Yellow, Old Gold, Athletic Gold, Vegas Gold, Light Grey, Dark Grey, Grey, Brown, Orange, Tangerine, Burnt Orange. (Sublimated pinstripe available in all colors)

CUSTOMIZE IT

Select your colors, logos, designs, and personalized text at www.newbalanceteam.com/fastpitch

**PRO SERVICE*
CUSTOM DESIGN**
ACCESS TO YOUR OWN DESIGNER
*Additional fees apply
BWT003

SLEEVELESS

FULL BUTTON	BWT007A	BWT007B	BWT007C	BWT007D	BWT007E	BWT007F	BWT007G	BWT007H	BWT007J
TWO BUTTON	BWT008A	BWT008B	BWT008C	BWT008D	BWT008E	BWT008F	BWT008G	BWT008H	BWT008J
V NECK	BWT009A	BWT009B	BWT009C	BWT009D	BWT009E	BWT009F	BWT009G	BWT009H	BWT009J
FAUX FRONT	BWT020A	BWT020B	BWT020C	BWT020D	BWT020E	BWT020F	BWT020G	BWT020H	BWT020J

DEFT
PANT

\$80.00

c/o
WOMENS 0-20
YOUTH 6-20

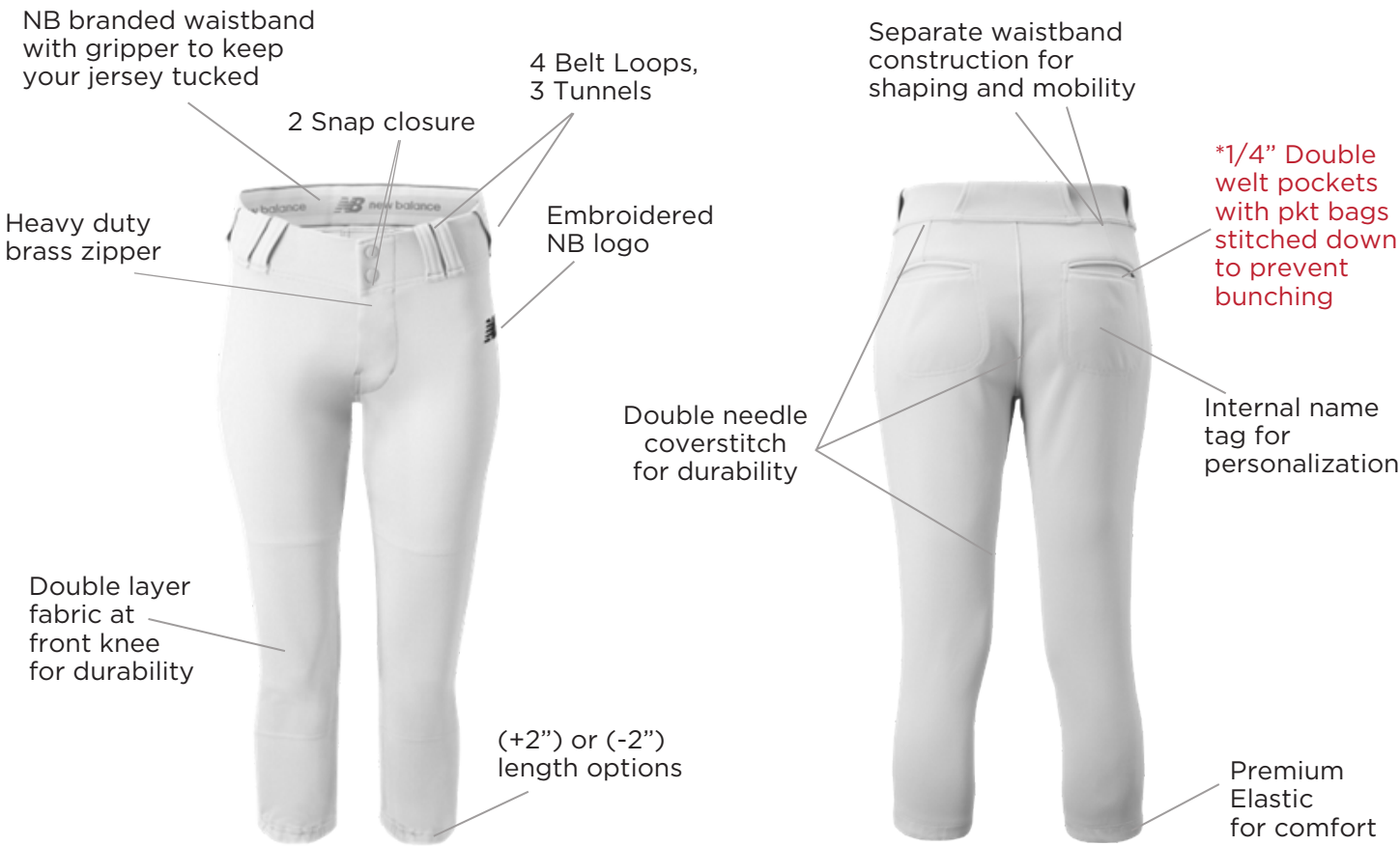


MATERIAL/COLOR OPTIONS
Poly Interlock (NB Dry): Black, White, Light Grey, Navy, Red, Royal (Sublimated Pinstripe available on WHITE or LIGHT GREY base color only)
Piping: Black, Navy, Red, Royal

CUSTOMIZE IT

Select your colors, logos, designs, and personalized text at www.newbalanceteam.com/fastpitch

**PRO SERVICE*
CUSTOM DESIGN**
ACCESS TO YOUR OWN DESIGNER
*Additional fees apply
BWP013



RALLY
TWILL JERSEY

\$125.00

C/O
WOMENS XS-2XL
YOUTH XS-XL

MATERIAL/COLOR OPTIONS

4 Way Stretch with NBDry X: Black, White, Navy, Royal, Red, Maroon, Cardinal, Purple, Light Blue, Green, Turquoise, Dark Green, Yellow, Old Gold, Athletic Gold, Vegas Gold, Light Grey, Dark Grey, Grey, Brown, Orange, Tangerine, Burnt Orange. (Sublimated pinstripe available in all colors)

CUSTOMIZE IT

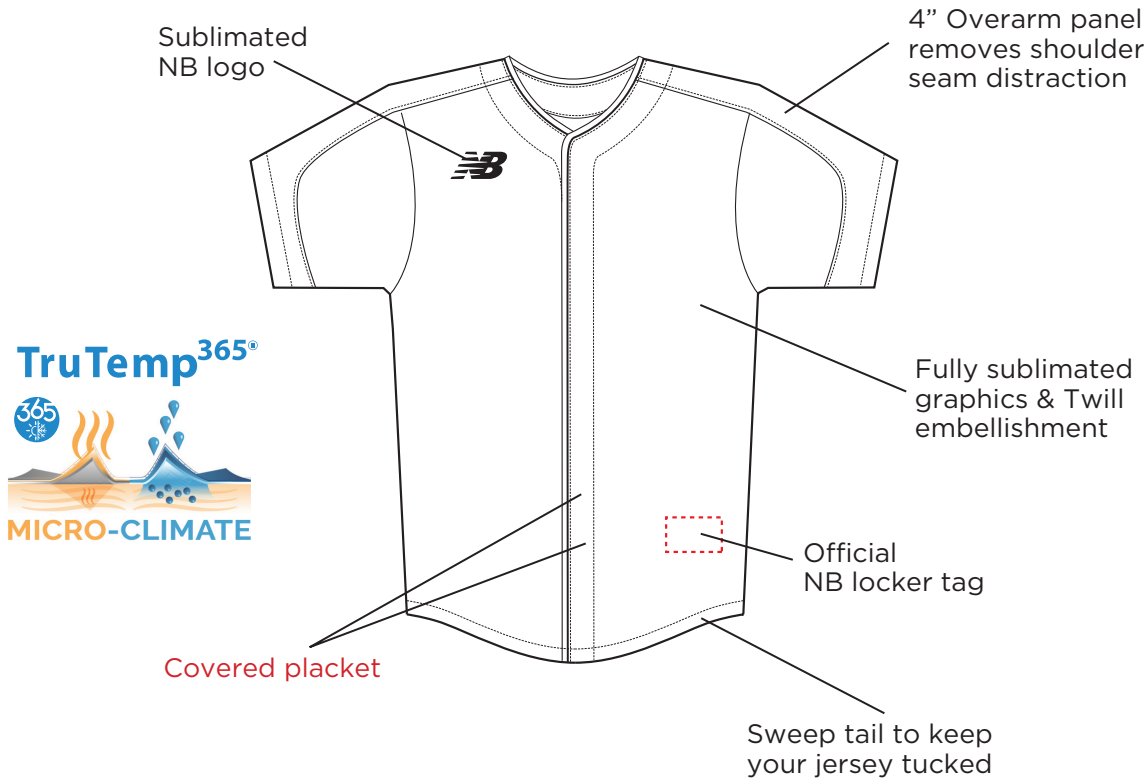

Select your colors, logos, designs, and personalized text at www.newbalanceteam.com/fastpitch

PRO SERVICE*
CUSTOM DESIGN

ACCESS TO YOUR
OWN DESIGNER

*Additional fees apply

BWT4042



RALLY
SUBLIMATED PANT

\$125.00

C/O
WOMENS XS-2XL
YOUTH XS-XL

MATERIAL/COLOR OPTIONS

4 Way Stretch with NBDry X: Black, White, Navy, Royal, Red, Maroon, Cardinal, Purple, Light Blue, Green, Turquoise, Dark Green, Yellow, Old Gold, Athletic Gold, Vegas Gold, Light Grey, Dark Grey, Grey, Brown, Orange, Tangerine, Burnt Orange. (Sublimated pinstripe available in all colors)

CUSTOMIZE IT

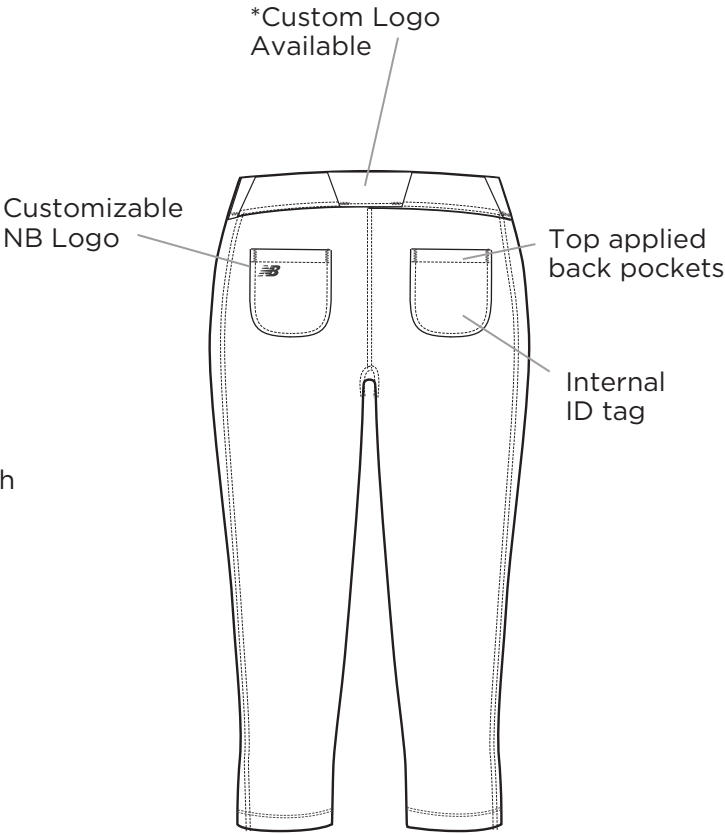
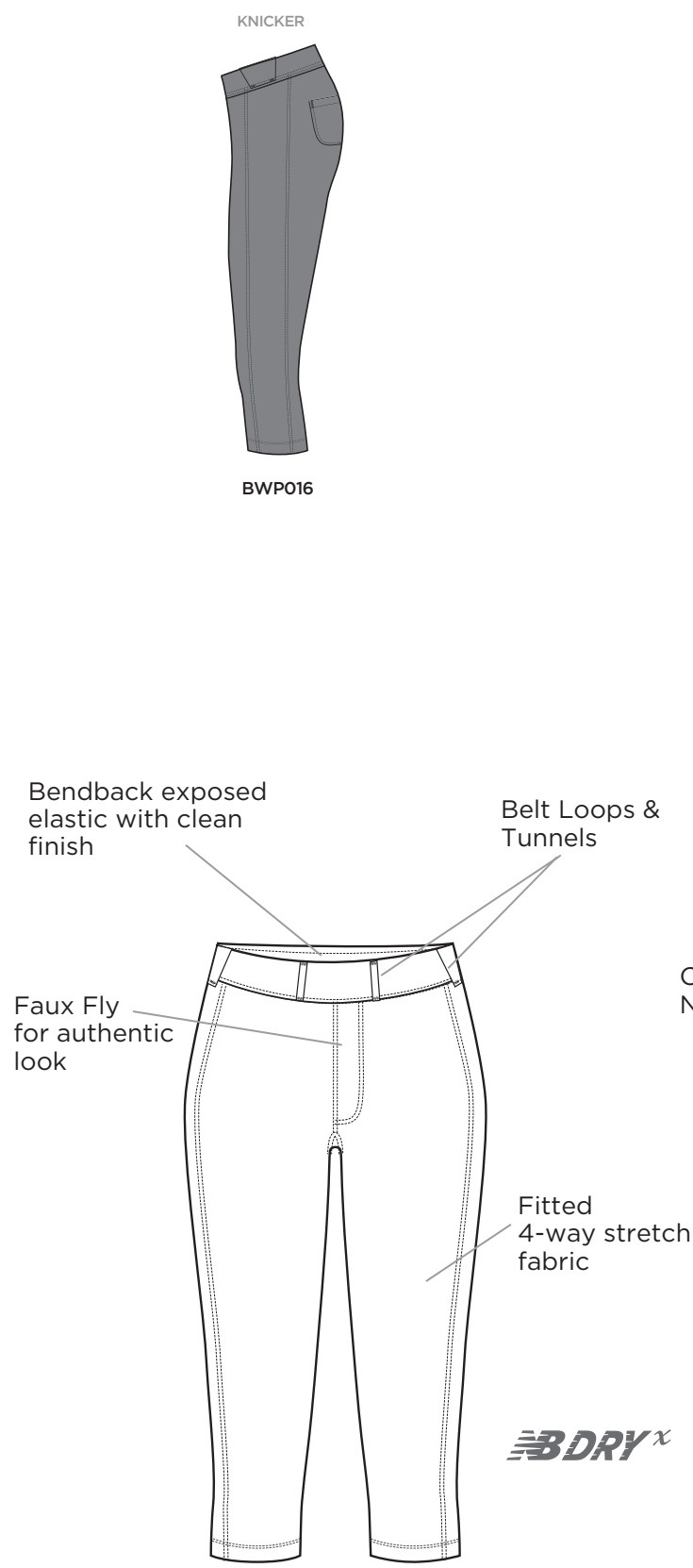
Select your colors, logos, designs, and personalized text at www.newbalanceteam.com/fastpitch

PRO SERVICE*
CUSTOM DESIGN

ACCESS TO YOUR
OWN DESIGNER

*Additional fees apply

BWP4042



LETTERING OPTIONS:

ATHLETIC

A B C D E F G H I J K L M N O P Q R S T U V W X Y Z 0 1 2 3 4 5 6 7 8 9

FANCY BLOCK

A B C D E F G H I J K L M N O P Q R S T U V W X Y Z 0 1 2 3 4 5 6 7 8 9

FULL BLOCK

A B C D E F G H I J K L M N O P Q R S T U V W X Y Z 0 1 2 3 4 5 6 7 8 9

PLAIN BLOCK

A B C D E F G H I J K L M N O P Q R S T U V W X Y Z 0 1 2 3 4 5 6 7 8 9

SPARTANS

A B C D E F G H I J K L M N O P Q R S T U V W X Y Z 0 1 2 3 4 5 6 7 8 9

FRANCE BOLD

A B C D E F G H I J K L M N O P Q R S T U V W X Y Z 0 1 2 3 4 5 6 7 8 9

PISTON

A B C D E F G H I J K L M N O P Q R S T U V W X Y Z 0 1 2 3 4 5 6 7 8 9

SKYLINE

A B C D E F G H I J K L M N O P Q R S T U V W X Y Z 0 1 2 3 4 5 6 7 8 9

STATE

A B C D E F G H I J K L M N O P Q R S T U V W X Y Z 0 1 2 3 4 5 6 7 8 9

UPRIGHT REGULAR

A B C D E F G H I J K L M N O P Q R S T U V W X Y Z 0 1 2 3 4 5 6 7 8 9

BACCUS EXPANDED

A B C D E F G H I J K L M N O P Q R S T U V W X Y Z 0 1 2 3 4 5 6 7 8 9

BEANTOWN

A B C D E F G H I J K L M N O P Q R S T U V W X Y Z 0 1 2 3 4 5 6 7 8 9

CITY BOLD

A B C D E F G H I J K L M N O P Q R S T U V W X Y Z 0 1 2 3 4 5 6 7 8 9

COBALT

A B C D E F G H I J K L M N O P Q R S T U V W X Y Z 0 1 2 3 4 5 6 7 8 9

DEMONIZED

A B C D E F G H I J K L M N O P Q R S T U V W X Y Z 0 1 2 3 4 5 6 7 8 9

LETTERING OPTIONS:

BRUSH SCRIPT

*A B C D E F G H I J K L M N O P Q R S T U V W X Y Z
a b c d e f g h i j k l m n o p q r s t u v w x y z*

DODGER SCRIPT

*A B C D E F G H I J K L M N O P Q R S T U V W X Y Z
a b c d e f g h i j k l m n o p q r s t u v w x y z*

SCRIPT

*A B C D E F G H I J K L M N O P Q R S T U V W X Y Z
a b c d e f g h i j k l m n o p q r s t u v w x y z*

TEAM SPIRIT

*Aa Bb Cc Dd Ee Ff Gg Hh Ii Jj Kk Ll Mm
Nn Oo Pp Qq Rr Ss Tt Uu Vv Ww Xx Yy Zz*
Team Spirit — END TEXT WITH) (shift + 9)
FOR CONNECTION

COLOR OPTIONS:

RED (R)	ORANGE (O)	HIGHLIGHT (OP)
CARDINAL (C)	TANGERINE (TO)	NEON GREEN (S)
MAROON (M)	BURNT ORANGE (TX)	LIME GREEN (LG)
PINK (PK)	ATHLETIC GOLD (G)	GREEN (KG)
NEON PINK (NP)	YELLOW (Y)	DARK GREEN (FG)
PURPLE (P)	VEGAS GOLD (VG)	BROWN (BR)
NAVY BLUE (NB)	OLD GOLD (OG)	DARK GREY (CG)
ROYAL BLUE (RB)	AQUA BLUE (SB)	GREY (GR)
LIGHT BLUE (CB)	TEAL (T)	LIGHT GREY (SG)



WHITE (W)



BLACK (B)

25

ONE COLOR
(B)

25

TWO COLOR
(W/B)

25

THREE COLOR
(B/W/B)

WOMEN’S SIZING



CHEST
Measure under the arms at the fullest point of the bust

WAIST
Measure around your natural waist, narrowest point

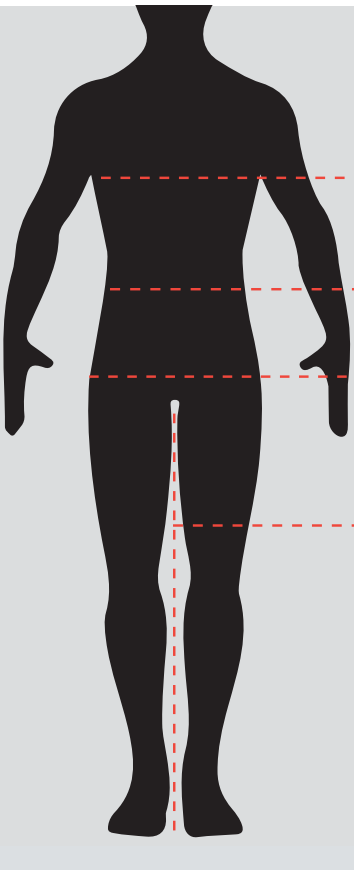
HIP
Measure around the fullest part of your hips while standing

INSEAM
Measure the inside of your leg from the top of your inner thigh down to the floor

*If you fall between sizes, choose bigger size for looser fit or smaller size for slimmer fit.

	CHEST	WAIST	HIP
XS (0-2)	30-32	24-26	33-35
S (4-6)	32-35	26-28	35-38
M (8-10)	35-37	28-31	38-40
L (12-14)	37-40	31-34	40-43
XL (16-18)	40-44	34-38	43-47
XXL (20)	44-47	38-42	47-50

GIRL’S SIZING



CHEST
Measure under the arms at the fullest point of the chest

WAIST
Measure around your natural waist, narrowest part

SEAT
Measure around the fullest part of your hips while standing

INSEAM
Measure the inside of your leg from the top of your inner thigh down to the floor

*If you fall between sizes, choose bigger size for looser fit or smaller size for slimmer fit.

	CHEST	WAIST	SEAT
XS (6-7)	25-26	23-24	25-26
S (8-9)	26-27	24-25	27-28
M (10-12)	27-29	25-26	29-31
L (14-16)	30-32	27-28	32-33
XL (18-20)	32-35	29-30	34-35

ADULT STANDARD INSEAM LENGTHS - CUSTOM PANTS

Description	0	2	4	6	8	10	12	14	16	18	20
Mid-Calf	22.5	22.5	22.5	22.5	22.5	22.5	22.5	22.5	22.5	22.5	22.5
Knicker	17	17	17	17	17	17	17	17	17	17	17

ADULT STANDARD INSEAM LENGTHS - STOCK PANTS

Description	XS	S	M	L	XL	2XL
Mid-Calf	22	22	22.5	22.5	23	23

YOUTH STANDARD INSEAM LENGTHS - CUSTOM PANTS

Description	6	7	8	9	10	12	14	16	18	20
Mid-Calf	18	18	18	18	18	18	18	18	18	18
Knicker	16	16	16	16	16	16	16	16	16	16

YOUTH STANDARD INSEAM LENGTHS - STOCK PANTS

Description	XS	S	M	L	XL
Mid-Calf	16	17	18	19.5	21

FIT - TOPS



Fitted

Snug against body for a range of motion with no extra fabric.



Athletic

Skims the chest, waist, hip for active movement, but not tight.



Relaxed

Drapes loosely from the chest, waist and hip for total comfort and ease.

FIT - BOTTOMS



Fitted

Snug against body for a range of motion with no extra fabric.



Athletic

Skims the hip and thigh for active movement. Rises are close to the body, but not tight.



Relaxed

Generous cut through the hip and thigh. Rises sit away from the body for total comfort.

NOTES

[illegible]



APPAREL

RAGLAN TECH TEE



\$30.00

WOMEN - TMWT726

XS-3XL

- + Relaxed Fit
- + Recycled Fabric

FRESH
DRY



MHG Heather Grey TBK Team Black TNV Team Navy TRY Team Royal TRE Team Red MCR Mercury Red WT White GO Gold

 CUSTOMIZE IT

LS TECH TEE



\$30.00

WOMEN - TMWT501

XS-2XL

- +100% Polyester
- +NB heatseal at top right shoulder
- +Sweat-wicking and odor-resistant treatment

FRESH

DRY



WT White DH Dark Heather TBK Team Black TNV Team Navy TRY Team Royal TRE Team Red MCR Mercury Red HIL Hi Lite

 CUSTOMIZE IT

SS TECH TEE



\$25.00 WOMENS/YOUTH

C/O

WOMEN - TMWT500
YOUTH - TMYT500

XS-2X
XS-XL

- +100% polyester
- +Sweat-wicking (NB DRY) and odor-resistant treatment (NB FRESH)

+NB heatseal at top right shoulder

FRESH **DRY**



WT White DH Dark Heather TBK Team Black TDG Team Dark Green TMO Team Orange TMR Team Maroon CB Columbia Blue



TNV Team Navy TRE Team Red TRY Team Royal TMC Team Cardinal TPU Team Purple

4 INCH TECH SHORT



\$35.00

C/O

WOMEN - TMWS555
YOUTH - TMYS555

XS-2XL

- +Material: 90% Polyester/10% Spandex
- +4 inch inseam
- +Elasticated waist with internal drawcord

- +NB heat transfer logo to left leg
- +Side seam pockets



DH Dark Heather TBK Team Black TRE Team Red TRY Team Royal TNV Team Navy CB Columbia Blue DGN Dark Green

THERMAL SOLID HALF ZIP

\$65.00 WOMENS / YOUTH

C/O

WOMEN - TMWT725
YOUTH - TMYT725

XS-2XL
XS-XL

- +Material: 88% Polyester, 12% Spandex

+Athletic Fit

+Brushed-back, stretch performance fleece
- + Front pouch pocket

+NB heat transfer logo to right chest



GNM	MHG	TBK	TNV	TRE	TRY
Gunmetal	Heather Grey	Team Black	Team Navy	Team Red	Team Royal



TEAM FIELD BACKPACK



\$65.00

UNISEX - LAB13511

- + Dimensions 20.5"x12"x13"
- + 2 side bat/lax stick sleeves
- + Loops to secure Lacrosse sticks
- + Easy loading large main compartment
- + Webbing handle strap
- + Fence hook
- + Vented shoe compartment
- + Top valuables pocket for personal items
- + Side mesh water bottle pockets
- + Front pocket panel for post embellishment
- + Clear player nametag to back of bag for easy identification
- + Coated bottom for durability



BK
Black



TRE
Team Red



TRY
Team Royal



TNV
Team Navy



GNM
Gunmetal

TEAM SCHOOL BACKPACK



\$50.00

UNISEX - LAB13506

- + Dimensions 19"x13"x7"
- + Large main compartment for easy storage
- + Padded laptop sleeve and back
- + Zippered front valuables pocket
- + Side mesh pockets
- + Reverse/closed zipper construction for cleaner look
- + Clear player nametag to back of bag for easy identification



TNV
Team Navy



BK
Black



GNM
Gunmetal

FOOTWEAR



SMVELOv3

METAL CLEAT

\$95.00
METAL//LOW 10.3 OZ WPW-1

NEW 1.1.23
B 5-11, 12, 13*
D 5-11, 12, 13*

- + 8-spike engineered metal plate

+ Full-length Fresh Foam midsole

+ Perforated synthetic upper
- + Reaction Diffusion upper

+ Lace Cage

+ Anti-abrasion collar mesh



SMVELOW3
White | Raincloud



SMVELOK3
Black | White



SMVELOG3
Grey | White



SMVELOR3
Red | White
INTRO 2.1.23



SMVELOB3
Royal Blue | White
INTRO 2.1.23



SMVELOM3
Crimson | White
INTRO 2.1.23



SMVELON3
Navy | White
INTRO 2.1.23



SMVELOG2
White | Champagne Metallic
INTRO 1.1.23

SPVELOv3

MOLDED TPU CLEAT

\$90.00
MOLDED 8.7 OZ WPW-1

NEW 1.1.23
B 5-11, 12, 13
D 5-11, 12, 13

- + 8-spike engineered metal plate

+ Full-length Fresh Foam midsole

+ Perforated synthetic upper
- + Reaction Diffusion upper

+ Lace Cage

+ Anti-abrasion collar mesh



SPVELOW3
White | Raincloud



SPVELOK3
Black | White



SPVELOG3
Grey | White



SPVELOT3
Synthetic Black | White



SPVELOS3
Synthetic White | White



SPVELON3
Navy | White
INTRO 2.1.23



SPVELOM3
Crimson | White
INTRO 2.1.23



SPVELOB3
Royal Blue | White
INTRO 2.1.23



SPVELOR3
Red | White
INTRO 2.1.23

STVELOv3
TURF



\$85.00
MOLDED 9.3 OZ WPL-10

NEW 1.1.23
B 5-11, 12, 13
D 5-11, 12, 13

- + One-Piece Trail Inspired Rubber Outsole
- + Reaction Diffusion Upper
- + Full lenght Fresh-Foam Midsole.
- + Versatile shoe for all surfaces.
- + Perforated Synthetic Upper



STVELOK3
Black | White



STVELOW3
White | Raincloud



STVELOG3
Grey | White



STVELT3
Synthetic Black | White



STVELOWS3
Synthetic White | White



STVELON3
Navy | White
INTRO 2.1.23



STVELOM3
Crimson | White
INTRO 2.1.23



STVELOB3
Royal Blue | White
INTRO 2.1.23



STVELOR3
Red | White
INTRO 2.1.23

STFUSEv3
FASTPITCH TURF



\$85.00
TURF 10 OZ

C/O
B 5-11, 12, 13
D 5-11, 12, 13

- + FuelCell foam delivers a propulsive feel to help drive you forward
- + Lace closure offers a secure fit
- + Synthetic upper with no sew overlays offers a comfortable fit and feel
- + Clean and versatile colors match a variety of uniform sets
- + Aggressive turf outsole provides superior traction on artificial fields



STFUSEW3
White | Black



STFUSEAW
White | Silver

SMFUSEv3
METAL CLEAT



\$95.00
METAL//LOW 10 OZ

C/O
B 5-11, 12, 13
D 5-11, 12, 13

- + FuelCell foam delivers a propulsive feel to help drive you forward
- + Metal spike outsole provides superior traction on the field
- + Perforated synthetic upper with no sew overlays for a comfortable fit and feel
- + Lace closure offers a secure fit



SMFUSEK3
Black|White



SMFUSEW3
White

SPFUSEv3
MOLDED CLEAT



\$90.00
MOLDED 8 OZ

C/O
B 5-11, 12, 13
D 5-11, 12, 13

- + New molded TPU plate
- + PU Pour Toe Protect for durability w/o bulkiness
- + Full-Length REVlite midsole for responsive comfort
- + Lace Cage - for tucking laces away
- + Synthetic Upper with strategically placed perfs/mesh
- + Super Nylon Combat Mesh for collar lining



SPFUSEK3
Black|White



SPFUSEW3
White

BASEBALL/FASTPITCH

TERRITORY	NAME	PHONE	EMAIL
Dealer Sales Specialist - Florida, Northeast	Joe Gatto	617-803-0186	joseph.gatto@newbalance.com
Dealer Sales Specialist - Southeast and Mid-Atlantic	Joe Ziegenggeist	804-495-6511	joseph.ziegenggeist@newbalance.com
Dealer Sales Specialist - Midwest and West	Jake Zych	630-803-6933	jacob.zych@newbalance.com
Dealer Sales Associate - Support	Open		
Direct Sales Specialist - North America	JJ Ethel	480-313-0313	jack.ethel@newbalance.com
Direct Sales Associate - North America	Abe Grainger	781-698-9247	abe.grainger@newbalance.com
Sport Specialty Retail Strategic Account Manager - North America	Lauren Fisher Beck	949-400-9666	lauren.beck@newbalance.com
National Sales Manager	Chris Kallao	704-995-3894	stephen.kallao@newbalance.com
New Balance Account Services			teamsports3@newbalance.com



baseball / fastpitch
FALL 2022/SPRING 2023